

SUFFERING
FROM DRY EYES?

OptiLIGHT 

A Bright Solution
for Dry Eyes



SUFFERING FROM DRY, ITCHY, RED OR BURNING EYES?

You are not alone. Between 30 to 40 million Americans are estimated to suffer from Dry Eye Disease.

Meibomian Gland Dysfunction (MGD) is considered a leading cause in Dry Eye Disease, accounting for about 86% of cases. *

Dry Eye Disease due to MGD can have a significant impact on your quality of life, leading to foreign body sensation, pain, blurry vision, dry or watery eyes.

We know how tough and frustrating this can be – and you deserve a solution.

OptiLIGHT A Bright Solution For Dry Eyes

*86% of dry eye patients have an evaporative component of dry eyes.

THE FIRST AND ONLY LIGHT THERAPY, FDA-APPROVED FOR DRY EYE MANAGEMENT

OptiLIGHT with Lumenis patented Optimal Pulse Technology uses precise, intense broad spectrum light to address the inflammation – one of the key underlining factors in dry eye disease due to MGD.

OptiLIGHT is specifically developed to reach the delicate contours of the treated area safely, effectively and gently. OptiLIGHT sets new treatment standards and helps patients find a real solution for their dry eyes.



6.3X

MORE EXPRESSIBLE GLANDS

* compared to control group




2.7X

IMPROVEMENT IN TEAR
BREAK UP TIME

* compared to control group

* Study: Lumenis IPL with OPT + gland expression
Control: only gland expression

OptiLIGHT  treatment
isn't invasive and is applied on the
area below the eyes _____

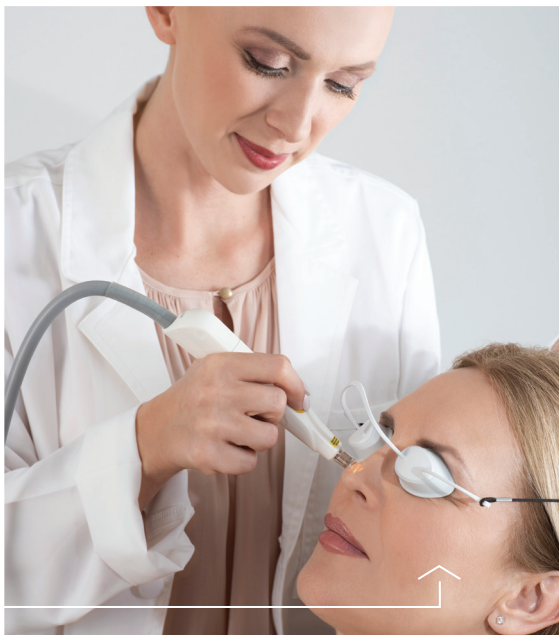
A REAL SOLUTION FOR DRY EYES

Backed by numerous clinical studies, OptiLIGHT's novel Optimal Pulse Technology (OPT®) provides a transformative, safe, and efficacious way to improve signs of Dry Eye disease due to MGD.

OptiLIGHT was designed for your peace of mind, delivering treatment that is safe and precise.

Optimal results in just a few short sessions

- A course of treatment typically includes 4 sessions spaced 2-4 weeks apart.
- Each session usually takes only 10-15 minutes.
- During the treatment your practitioner will apply a coupling gel on the treatment area and cover your eyes with shields.
- You may experience a warm sensation as light is applied to the skin, the treatment is gentle with minimum discomfort.
- OptiLIGHT is often followed by Meibomian Glands expression.



DISCOVER THE COMFORT AND AESTHETIC BENEFITS OF OptiPLUS

Experience skin rejuvenation, improved collagen production and a noticeable improvement in the appearance of your eyelids.^{8,9,10}

Designed for all skin types, OptiPLUS ensures safe, comfortable, pain-minimized⁹ treatments using innovative, FDA-cleared dual-frequency RF technology.

OptiPLUS complements your OptiLIGHT dry eye care to improve DED symptoms¹⁰ and provide you with the aesthetic effect you've been looking for.

Quick, comfortable treatments

- After applying cream, your physician will use electrodes to gently treat the area.
- Clear results in 4 combined OptiLIGHT and OptiPLUS sessions, spaced two weeks apart, with a follow up appointment four weeks after the fourth treatment.¹⁰
- Each OptiPLUS treatment adds around 6 minutes per side to your OptiLIGHT session.

GENTLE, FAST, NO-DOWNTIME

Immediately following treatment, you may experience some redness. This will usually disappear within a few hours. You can return to your daily activities and apply makeup straight away in most cases.

You will be advised to stay out of direct sunlight for a few days and to apply sunscreen. Patients usually report an improvement after their 2nd or 3rd treatment. Maintenance treatments are usually recommended every 6-12 months, to ensure long-term results.

OptiLIGHT Risk Information

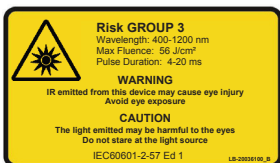
Lumenis energy-based treatments are not suitable for everyone and, like every treatment, can carry some risks. Treatment with OptiLIGHT is contraindicated for patients with the following conditions in the treatment area: active infections, dysplastic nevi, tattoos, significant concurrent skin inflammation (excluding rosacea or acne), active cold sores, open lacerations, abrasions, and prolonged sun-exposure. Caution is advised for patients with a compromised immune system, coagulation disorders, photosensitivity, hormonal disorders, or a history of Herpes simplex near the treatment area. Patients' eyes must be occluded with eye shields during the treatment. Be sure to consult with your treatment provider to make sure that this treatment is the right choice for you.

OptiPLUS Risk Information

Like with all medical procedures, OptiPLUS RF treatments may not be suitable for all patients. Make sure to consult your treatment provider to make sure OptiPLUS is the right choice for you. Caution is advised for patients who: take medications that increase skin sensitivity to heat or change skin metabolism, have active skin infections, any inflammatory skin conditions or skin cancers, have any disease that increase skin temperature, wear pacemakers or any type of implanted electronics, have nerve insensitivity to heat in the area to be treated, wear piercing in the area to be treated, have allergies to any of the coupling cream ingredients or are pregnant. The device is not intended to be used within the orbital rim or on the neck.

Sources

1. Kassir et al. (2011) J Cosmet Laser Ther 13(5):216-22; | 2. Papageorgiou et al. (2008) Br J Dermatol 159(3):628-32; | 3. Liu et al. (2017) Am J Ophthalmol 183:81-90.; | 4. Yin et al. (2018) Curr Eye Res 43(3):308-13; | 5. Fishman et al. (2019) Photobiomodul Photomed Laser Surg 38(8):472-6 | 6. Lemp MA et al. (2012) Cornea 31(5):472-428; | 7. Toyos et al. (2022) PLoS ONE 17(6) | 8. Javate RM, Cruz RT Jr, Khan J, Trakos N, Gordon RE. Nonablative 4-MHz dual radiofrequency wand rejuvenation treatment for periorbital rhytides and midface laxity. Ophthalmic Plast Reconstr Surg. 2011 May-Jun;27(3):180-5. doi: 10.1097/IOP.0b013e3181fe8e5a. PMID: 21283035. | 9. Al-Atif H. Collagen Supplements for Aging and Wrinkles: A Paradigm Shift in the Fields of Dermatology and Cosmetics. Dermatol Pract Concept. 2022 Jan 1;12(1):e2022018. doi: 10.5826/dpc.1201a18. PMID: 35223163; PMCID: PMC8824545. | 10. Chelnis J, Garcia CN, Hamza H. Multi-Frequency RF Combined with Intense Pulsed Light Improves Signs and Symptoms of Dry Eye Disease Due to Meibomian Gland Dysfunction. Clin Ophthalmol. 2023;17:3089-3102



OptiLIGHT 
BY LUMENIS

OptiPLUS 
BY LUMENIS

www.treatmydryeye.com

Copyright © 2024 Lumenis Be Ltd. All Rights Reserved.
PB-00032060US, Rev C | BR0004-US.RO